


G8HE

Automotive High-Current Micro ISO relay

High-current Micro ISO terminal layout

- Both SPST and SPDT available
- Miniaturized package (reduced outer length and width)
- Designed to meet all standard Mini ISO load requirements
L x W x H = 22.7 x 15.2 x 26.6 mm nominal
- Full automated assembly



■ Type standard

G8HE-□□□□-□

① ② ③ ④ ⑤

	Classification	Symbol	Meaning of the symbol
①	Number of contact poles	1	Number of contact poles
②	Contact structure	A	1a contact
		C	1c contact
③	Protective structure	7	Unsealed (In a case)
④	Terminal form	T	Plug-in terminal
⑤	Surge suppressor	R	Built-in resistor

■ Classification

Classification	Terminal form	Contact structure	Protective structure	Rated coil voltage		Type
				Voltage (V)	Resistance (Ω)	
Micro ISO	Plug-in ISO terminal	SPST (1a)	Unsealed (In a case)	DC 12	85	G8HE-1A7T-R
		SPDT (1c)				G8HE-1C7T-R

■ Ratings

● Operation coil

Rated voltage (V)	Coil resistance(Ω)			Rated current (mA)	Operating voltage (V)	Release voltage (V)	Service voltage range (V)	Rated power consumption (mW)
	Between terminals	Internal coil	Surge suppressor resistance					
DC 12	85	97	1/2W 680	141	8.0 or less	1.0 or more	DC10 to 16	1694

● Switching area

Item	Performance	
Contact material	Silver alloy	
Rated voltage	DC12V	
Rated load	N.O. side	Resistance load, 35A
	N.C. side	Resistance load, 20A
Inrush current	N.O. side	120A
	N.C. side	40A
Continuous carry current ¹⁾	N.O. side	35A
	N.C. side	20A
Min. Carry / Switching Current	DC12V 1A	

Please confirm Omron Safety Precautions for all automotive relays first.
Omron can not guarantee automotive relays before finish making a contract with product specifications.

■ Performance

Item		Value of Standard
Voltage drop between terminals	N.O. side	50 mV or less, 10A
	N.C. side	50 mV or less, 10A
Operating time ²		Max.20 ms at 13.5V (Normally 6 ms)
Release time ²		Max.20 ms at 13.5V (Normally 6 ms)
Insulation resistance ³	Between coil and terminal	20MΩ or more
	Between homopolar contacts	20MΩ or more
Withstand voltage ⁴	Between coil and terminal	AC500V for 1minute
	Between homopolar contacts	AC500V for 1minute
Vibration tolerance	Durability	33Hz 43.1m/s ²
	Malfunction	20 to 500Hz 43.1m/s ²
Mechanical endurance		1,000,000 times
Electrical endurance		100,000 times (load dependent)
Ambient temperature		-40 to +125°C
Ambient humidity		35 to 95%RH
Weight		Approx. 20.0 g

■ Packing

Packing form	Tray
MOQ ⁵	600pcs (100pcs × 6 trays)

Note: All values above are measured in early time under an ambient temperature of +20°C and humidity of 65% unless stated.

*1. The value stated is at maximum temperature in a guaranteed ambient temperature.

*2. Bounce time is not included.

*3. Measured at DC500V.

*4. Measured under 1mA of leak current, 50/60Hz for 1 minute.

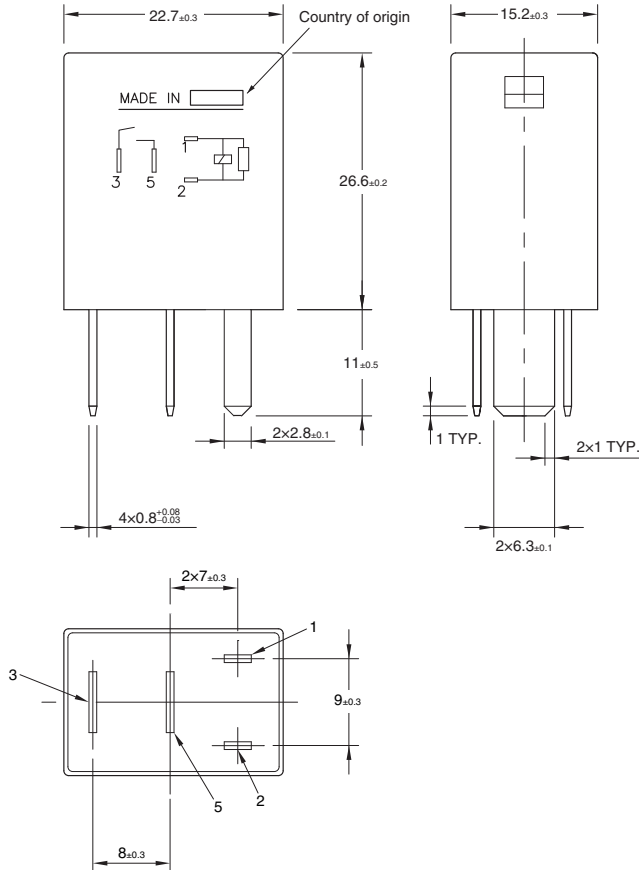
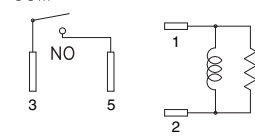
*5. Minimum Order Quantity is subject to change, please feel free to contact our sales representatives.

■ Dimensions (Unit: mm)

G8HE-1A7T-R



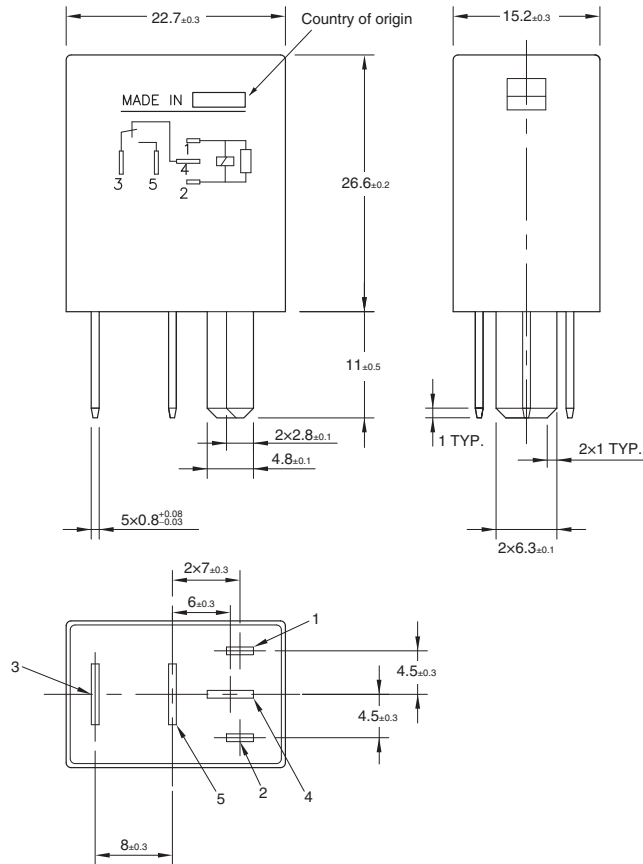
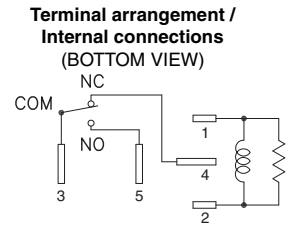
Terminal arrangement /
Internal connections
(BOTTOM VIEW)



* Tolerance unless otherwise specified
Less than 1 mm: ±0.1 mm
Less than 1 to 3 mm: ±0.2 mm
3 mm or more: ±0.3 mm

■ Dimensions (Unit: mm)

G8HE-1C7T-R



* Tolerance unless otherwise specified
 Less than 1 mm: \pm 0.1 mm
 Less than 1 to 3 mm: \pm 0.2 mm
 3 mm or more: \pm 0.3 mm

Please confirm Omron Safety Precautions for all automotive relays first.
 Omron can not guarantee automotive relays before finish making a contract with product specifications.