


An improved DIN-standard Sequence Connector

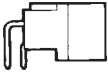


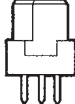
- Allows power line to daughter board connection first and removal last.
- Used the same way as regular DIN connectors. Dimensions are those of DIN B-type and C-type connectors. Mated length is 4 mm. All contacts are sequential contacts, an improvement on standard connectors.
- Sockets are equipped with 1-mm long sequential contacts. Sockets can be stacked up to 2 levels, and Plugs can be stacked up to 3 levels.
- Uses a double-sided contact design. Gold/palladium plating has an insertion durability of 5,000 cycles.

Note: Cannot be mated with XC5 and XC6 Series.



RoHS Compliant

Connectors

Model	XC7A	XC7B	XC7C	XC7D
Appearance	Plug with right-angle terminals 	Socket with straight terminals 	Plug with right-angle terminals 	Socket with straight terminals 
Page	2	3	4	5

Ratings and Characteristics

Rated current	2 A
Rated voltage	300 VAC
Contact resistance	20 mΩ max. (at 20 mV, 100 mA max.)
Insulation resistance	10 ⁶ MΩ min. (at 100 VDC)
Dielectric strength	1,000 VAC for 1 min (leakage current: 1 mA max.)
Total insertion force	1 N max. per contact
Removal force	0.2 N min. (with test gauge, t = 0.56 mm)
Insertion durability	5,000 times
Ambient operating temperature	Operating: -55 to 125°C (with no icing)

Materials and Finish

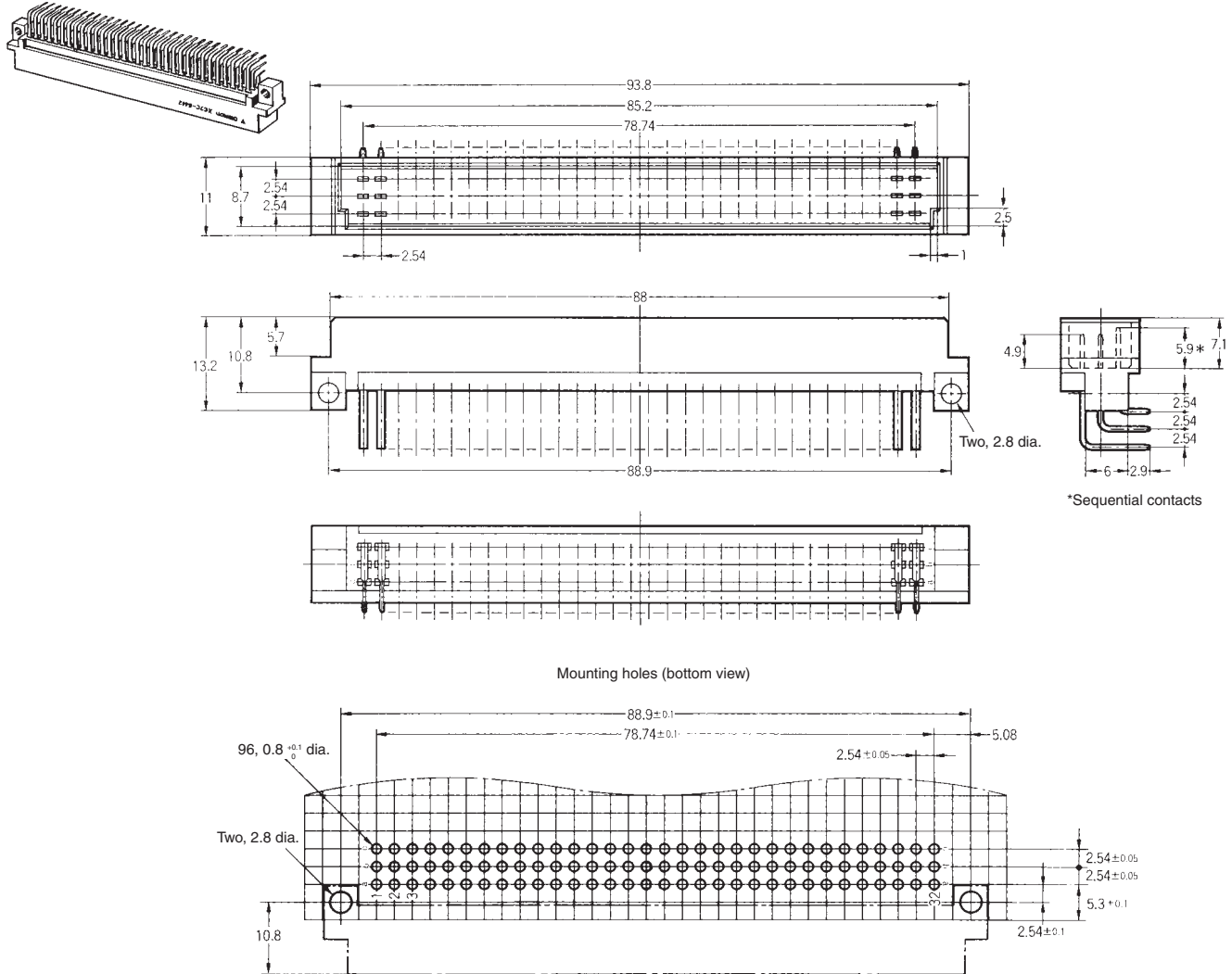
Item	Plugs	Sockets
Housings	Fiber-glass reinforced PBT resin (UL94V-0)/gray	
Contacts	Mating end	Phosphor-bronze/nickel base, gold/palladium plating
	Terminal	Phosphor-bronze/nickel base, gold flash plating

XC7C Triple-row Plugs

■ Dimensions

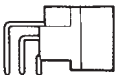
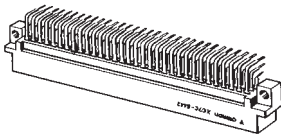
(unit: mm)

XC7C-9642-□□□□
(With right-angle DIP terminals)



Mounting holes (bottom view)

■ Ordering Information

Appearance		 	
No. of contacts	Terminal type	Sequential contact position	Model
96	Right-angle DIP terminals	All	XC7C-9642-N001
		None	XC7C-9642