


An improved DIN-standard Sequence Connector

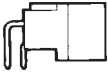


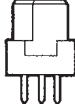
- Allows power line to daughter board connection first and removal last.
- Used the same way as regular DIN connectors. Dimensions are those of DIN B-type and C-type connectors. Mated length is 4 mm. All contacts are sequential contacts, an improvement on standard connectors.
- Sockets are equipped with 1-mm long sequential contacts. Sockets can be stacked up to 2 levels, and Plugs can be stacked up to 3 levels.
- Uses a double-sided contact design. Gold/palladium plating has an insertion durability of 5,000 cycles.

Note: Cannot be mated with XC5 and XC6 Series.



RoHS Compliant

Connectors

Model	XC7A	XC7B	XC7C	XC7D
Appearance	Plug with right-angle terminals 	Socket with straight terminals 	Plug with right-angle terminals 	Socket with straight terminals 
Page	2	3	4	5

Ratings and Characteristics

Rated current	2 A
Rated voltage	300 VAC
Contact resistance	20 mΩ max. (at 20 mV, 100 mA max.)
Insulation resistance	10 ⁶ MΩ min. (at 100 VDC)
Dielectric strength	1,000 VAC for 1 min (leakage current: 1 mA max.)
Total insertion force	1 N max. per contact
Removal force	0.2 N min. (with test gauge, t = 0.56 mm)
Insertion durability	5,000 times
Ambient operating temperature	Operating: -55 to 125°C (with no icing)

Materials and Finish

Item	Plugs	Sockets
Housings	Fiber-glass reinforced PBT resin (UL94V-0)/gray	
Contacts	Mating end	Phosphor-bronze/nickel base, gold/palladium plating
	Terminal	Phosphor-bronze/nickel base, gold flash plating

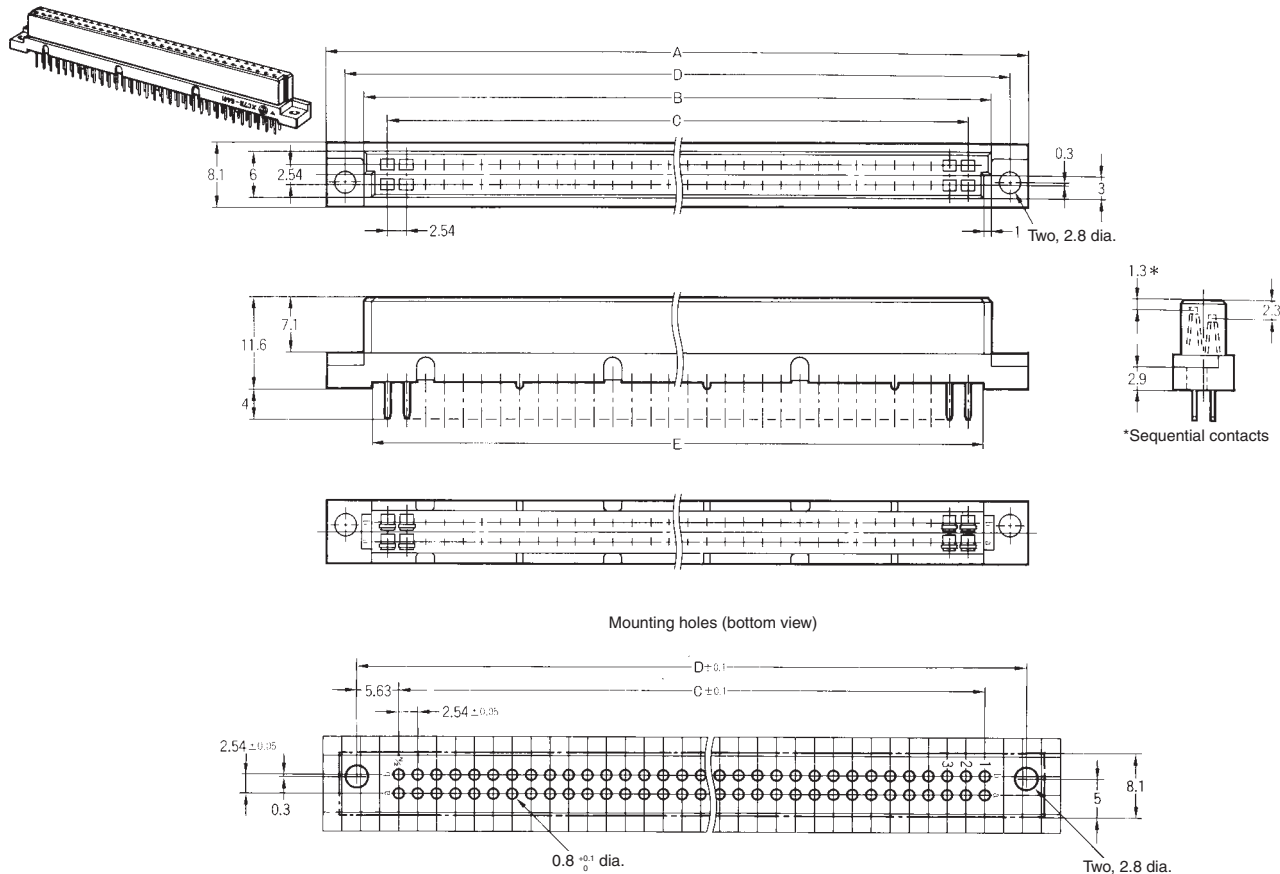
XC7B Double-row Sockets

■ Dimensions

(unit: mm)

XC7B-□□41-□□□□

(With straight DIP terminals)



Dimensions

No. of contacts	Dimensions (mm)				
	A	B	C	D	E
64	94.8	85.0	78.74	90.0	83.0
90	127.8	118.0	111.76	123.0	116.0
100	140.5	130.7	124.46	135.7	128.7

■ Ordering Information

Appearance				
No. of contacts	Terminal type	Sequential contact position	Model	
64	Straight DIP terminals	a, b: 1 to 4	XC7B-6441-N003	
		a, b: 26 to 32		
		All	XC7B-6441-N001	
90	Straight DIP terminals	a, b: 1 to 4	XC7B-9041-N003	
		a, b: 39 to 45		
		All	XC7B-9041-N001	
100	Straight DIP terminals	a, b: 1 to 4	XC7B-0141-N003	
		a, b: 44 to 50		
		All	XC7B-0141-N001	