


Expanding the DIN Concept

- Mates with DIN connectors.
- Ideal for automated soldering because the Connectors sit on top of the board.
- Mounting dimensions of the DIN Style-1 Connectors are the same as the DIN connector.
- DIN Style-2 Connectors have widened dimensions for ease of mounting.
- Conform to UL standards (file no. E103202) and CSA standards (file no. LR 62678). (Except XC5K models)



RoHS Compliant

■ Ratings and Characteristics

Rated current	2 A
Rated voltage	300 VAC
Contact resistance	20 mΩ max. (at 20 mV, 100 mA max.)*
Insulation resistance	10 ⁶ MΩ min. (at 100 VDC)
Dielectric strength	1,000 VAC for 1 min (leakage current: 1 mA max.)
Total insertion force	0.59 N max. per contact
Removal force	0.15 N min. (with test gauge, t = 0.56 mm)
Insertion durability	50 times
Ambient operating temperature	Operating: -55 to 125°C (with no icing)

*The XC5K is 30mΩ max. (at 20 mV DC max., 100 mA max.)

■ Materials and Finish

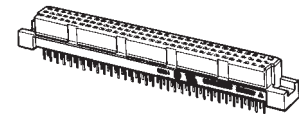
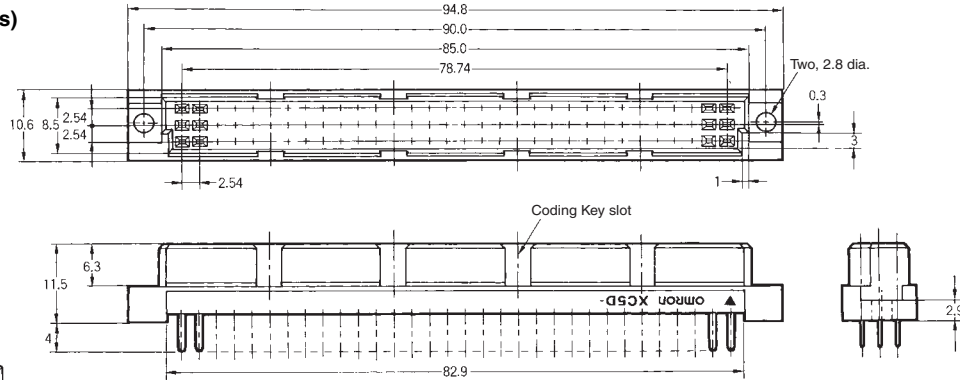
Type	Plugs	Sockets
Housings	Fiber-glass reinforced PBT resin (UL94V-0)/gray	
Contacts	Mating end	Phosphor bronze/nickel base, 0.15-μm gold plating
	Terminal	Phosphor bronze/nickel base, 2.0-μm tin plating

XC5D Triple-row Sockets, DIN-style Compatible

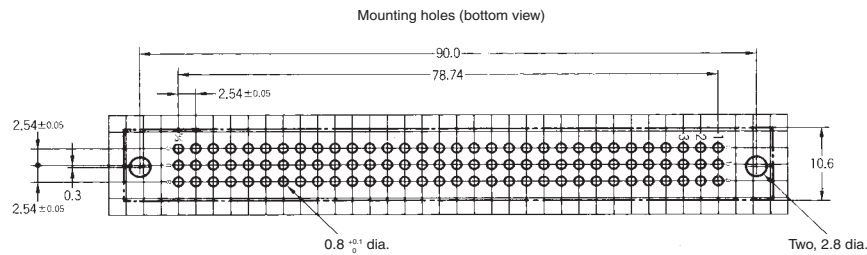
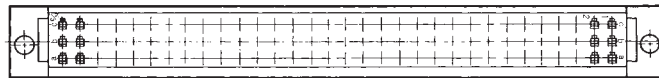
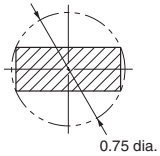
■ Dimensions

(unit: mm)

XC5D-□□31-0
(With straight DIP terminals)



XC5D
DIP terminal cross-section view



Note: The 64-contact plug does not have the center row (b in the above diagrams).
Contact numbers are not marked on the product.

■ Ordering Information

No. of contacts	Terminal type	Model
64*	Straight DIP terminals	XC5D-6431-0
96		XC5D-9631-0

*Has no center row (row b).