


Medium/High-Current Connectors Conform to International Standards.

- DIN 41612 compliance ensures full interchangeability.
- Sufficient creepage distance for medium/high-current and high-voltage circuit applications.
- Mounts in XC5-series Racks.
- The product line also includes M-type (Mixed) DIN Connectors.
- The XC4 conforms to UL standards (No. E103202). (Some models are not included)



RoHS Compliant

Connectors

Model	XC4A/B	XC4E/F	XC4G/H	XC4K/L	XC4M/N
DIN connector type	F type	E type	D type	H type	M type
Appearance					
Page	2 to 3	4 to 5	6 to 7	8 to 9	11 to 12

Ratings and Characteristics

Item	Model	XC4A/B	XC4E/F	XC4G/H	XC4K/L	XC4M/N	Remarks
Rated current		6 A			15 A	2 A	
Rated voltage		380 VAC	500 VAC			300 VAC	
Contact resistance		15 mΩ max.			8 mΩ max.	20 mΩ max.	At 20 mV, 100 mA max.
Insulation resistance		10 ⁶ MΩ min.					At 100 VDC
Dielectric strength		1,550 VAC			3,100 VAC	1,000 VAC	1 min (leakage current: 1 mA max.)
Total insertion force		74 N	1.23 N per contact	39 N	88 N	0.93 N per contact	Max. value
Removal force		0.20 N	0.15 N	0.20 N		0.15 N	Min. value with a test gauge
Insertion durability		400 times					
Ambient operating temperature		Operating: -55 to 125°C					With no icing

Materials and Finish

Item		XC4A/B	XC4E/F	XC4G/H	XC4K/L	XC4M/N (See note 2.)
Housings	Plugs	Fiber-glass reinforced PC resin (UL94V-1)/gray	Fiber-glass reinforced PBT resin (UL94V-0)/gray		PC resin with glass (UL94V-1)/gray (See note 1.)	Fiber-glass reinforced PBT resin (UL94V-0)/gray
	Sockets					
Contacts	Mating end	Plugs	Brass/nickel base, gold plating		Brass/nickel base, silver plating	Brass/nickel base, gold plating
		Sockets	Phosphor bronze inlay/nickel base, gold plating		Phosphor bronze/nickel base, silver plating	Phosphor bronze/nickel base, gold plating
	Terminal	Plugs	Brass/nickel base, tin plating		Brass/nickel base, silver plating	Brass/nickel base, tin plating
		Sockets	Phosphor bronze/nickel base, tin plating		Phosphor bronze/nickel base, tin plating	Phosphor bronze/nickel base, tin plating

- Note:**
1. The XC4L-1541 is made of fiber-glass reinforced PBT resin (UL94V-0).
 2. Connector materials and finishes.

Applicable Wrap Post Wire Sizes

AWG26, AWG24, AWG22, or AWG20
(Solid wire: 0.40 to 0.80 mm dia.)

Wrap Post Length

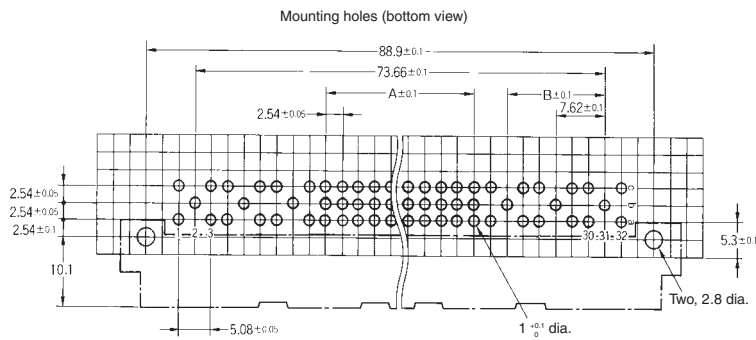
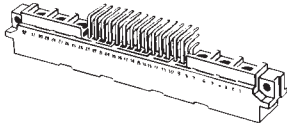
3 wires

XC4M DIN M-type Plugs

■ Dimensions

(unit: mm)

XC4M-0212 (2 slots)
 XC4M-0412 (4 slots)
 XC4M-0612 (6 slots)
 (With right-angle DIP terminals)



Dimensions

No. of contacts	No. of slots	No. of signal circuit contacts	A (mm)	B (mm)
2/78	2	78	63.50	---
4/60	4	60	48.26	7.62
6/42	6	42	33.02	15.24

■ Ordering Information

No. of contacts (See note.)	Terminal type	Model
2/78	Right-angle DIP terminals	XC4M-0212
4/60		XC4M-0412
6/42		XC4M-0612

Note: The numbers shown are the number of slots/number of signal circuit contacts.